



Online Payment Instructions

The Northlake Neighborhood Home Owners Association is pleased to announce we now offer Online Annual Dues payments. In order to offer this, we have created a new community website. To make your payment online, please following these instructions:

1. Open a Web Browser such as Internet Explorer, Firefox, or Google Chrome
2. Go to <https://northlakeneighborhood.communisite.com>
3. Click on the Register link on the home page
4. Indicate that you are a Homeowner

Register

Your Information

I am a...

Please select...

Please select...

Homeowner

5. Enter your Name, Phone Number, Email Address, and a Password
6. Under Address, click +Add Address and select Inside the Community

Address(es)

+ Add address

7. Enter your Street address and Lot Number. Note: A link to all lot numbers are found on the home page, or can also be identified via <https://accessdane.countyofdane.com>

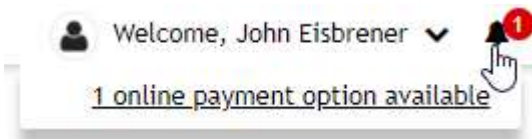
Your account will need to be approved by the Webmaster. This could take up to 24 hours.

(continued on next page)



When you receive notification that your account has been approved, click the “Visit Website” button in your email to return to the website and login.

8. Click on the Bell Icon in the Upper-Right Corner of the Website




9. Click on the 1 online payment option available link, and click the arrow underneath Pay

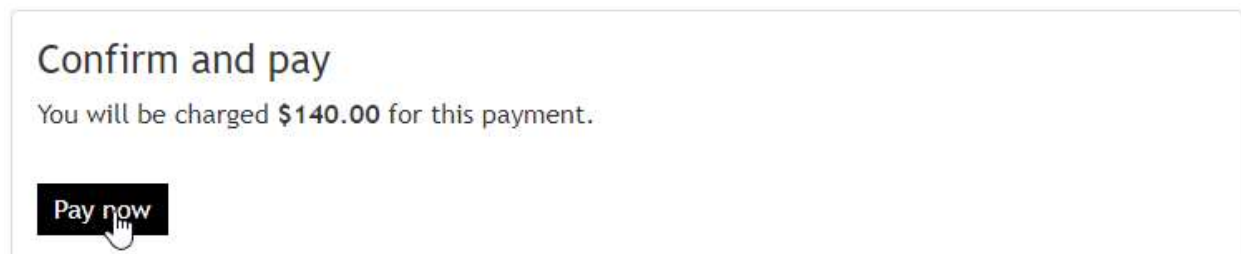
Online Payments

Title	Pay
Annual Dues - 2019	

10. Click the Payment Method of your choosing.



11. Fill in the appropriate information and click Pay Now to complete your payment.



12. Only one payment per household is required. Please use the Contact Us page if you have any questions or issues.